



Dust Control and Loading Systems Inc

Leaders in Innovative Bulk Loading Systems Design

VMV Ventilation Module

VMV VENTILATION MODULE

The VMV Ventilation Module is an excellent choice for dust control when used directly at the source. This includes conveyor head chutes, ventilation of enclosed conveyors, screeners, mixers, silos, and batching bins. The special designed pleated filter elements are sized to be easily handled and are replaced without tools.

The dust that is collected by the VMV is deposited back to the material being handled. The Ventilation Module is an ideal cost effective package especially when compared to a free standing dust collector utilizing duct work, discharge air lock, and often a means to convey the dust back to the system.



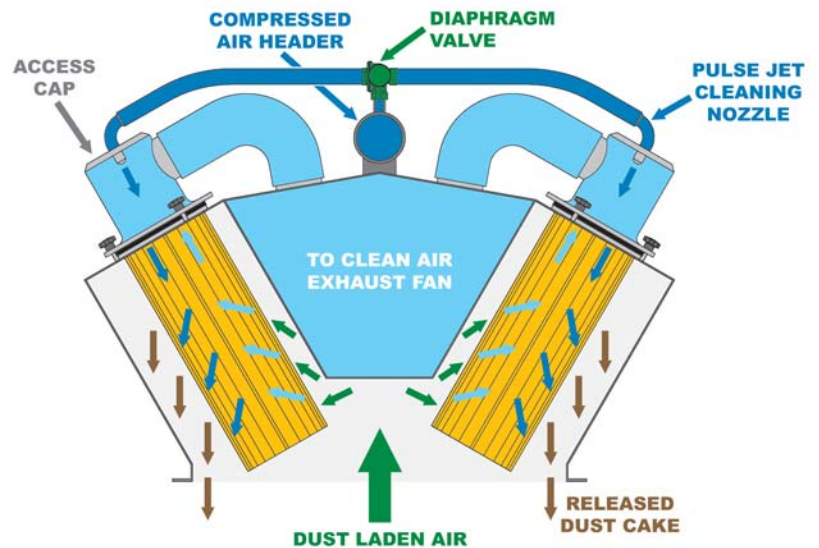
Filter replacement is performed without tools while accessible from the exterior of the unit.

FEATURES

The exhaust fan, up to 6000 CFM is directly mounted to the assembly eliminating the need for a remote fan placement. The unique design provides internal velocities that are lower than what is normally expected from conventional designs resulting in less load on the filtration media. The filter elements are automatically cleaned during operation with a conventional 80-100 PSI pulse jet system. The unit can be provided with a final clean feature that is activated at the end of each loading cycle fully cleaning all elements, eliminating residuals.

CAPACITIES

The VMV Ventilation Module is available in sizes from 185 to 750 square feet of filter media. Filter media is available to accommodate most applications. Pleated design, spun bonded media features a smooth surface finish with exceptional dust cake release. The filter surface is calandered and compacted to resist penetration by collected particulate. This results in better cleaning efficiency and faster return to operating airflow after the cleaning cycle than is possible with traditional media.

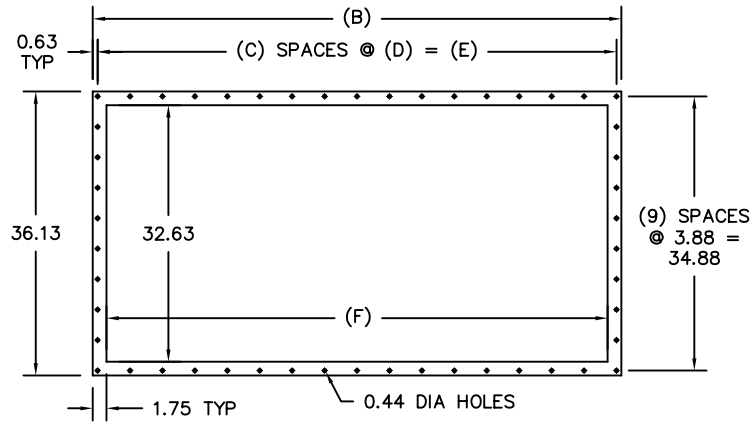
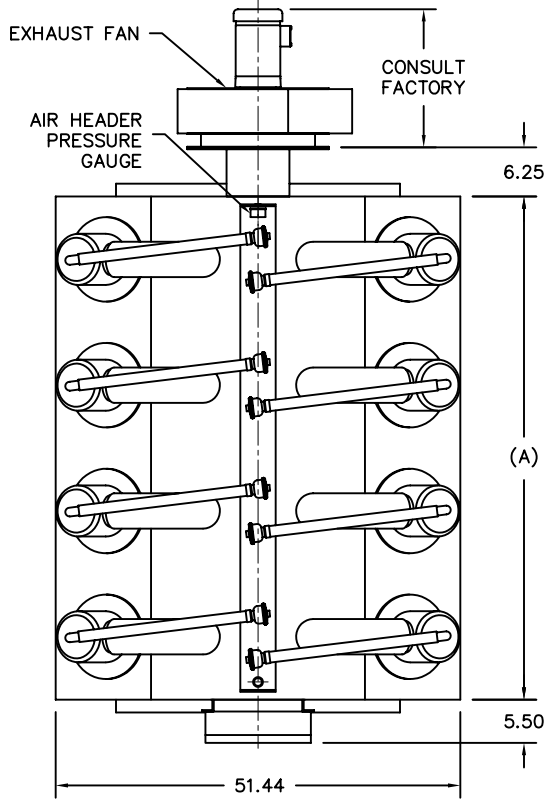


Po Box 125
08660 Ance Road

Dust Control and Loading Systems Inc
Charlevoix, Michigan 49720
www.dclinc.com or info@dclinc.com

Tele: 800-748-0563
Fax: 231-547-3343

MODEL	EST WGT	# FILTER	CLOTH AREA	FILTER LGTH	A	B	C	D	E	F	G	H
VMV185	530 LB*	4	185 SQ FT	22.00	32.00	35.25	8	4.25	34.00	31.75	1	16.00
VMV280	795 LB*	6	280 SQ FT	22.00	48.00	51.25	10	5.00	50.00	47.75	2	32.00
VMV375	1060 LB*	8	375 SQ FT	22.00	64.00	67.25	16	4.13	66.00	63.75	3	48.00
VMV470	1325 LB*	10	470 SQ FT	22.00	80.00	83.25	16	5.13	82.00	79.75	4	64.00
VMV565	1590 LB*	12	565 SQ FT	22.00	96.00	99.25	16	6.13	98.00	95.75	5	80.00
VMV660	1855 LB*	14	660 SQ FT	22.00	112.00	115.25	24	4.75	114.00	111.75	6	96.00
VMV750	2120 LB*	16	750 SQ FT	22.00	128.00	131.25	26	5.00	130.00	127.75	7	112.00



GENERAL NOTES:

ALL INDUSTRIAL VOLTAGES AVAILABLE FOR ELECTRICAL COMPONENTS.

PREWIRING OF ELECTRICAL COMPONENTS TO VMV HOUSING JUNCTION BOX OPTIONAL.

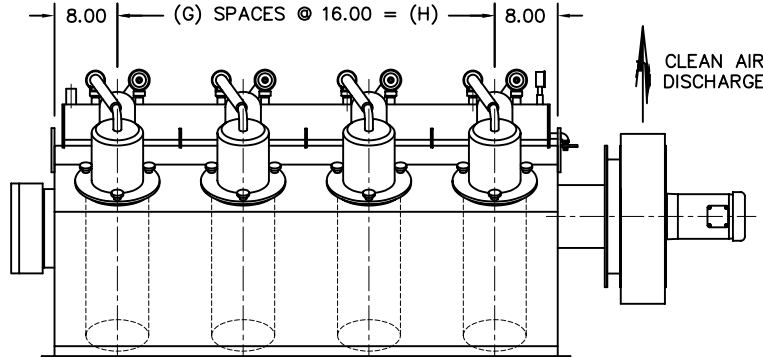
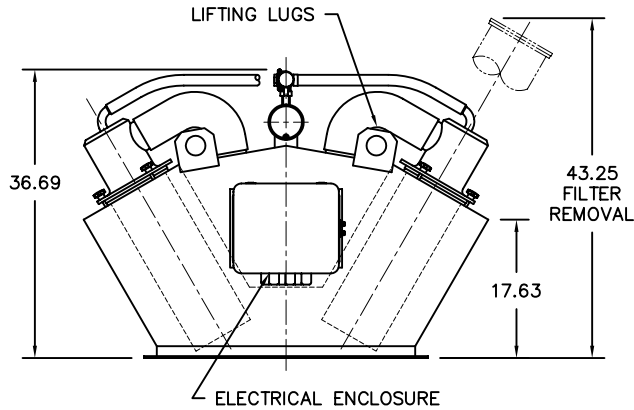
ELECTRICAL ENCLOSURES NEMA 4 STANDARD. NEMA 4X, 7, AND 9 OPTIONAL.

METAL SURFACES ARE POWER TOOL CLEANED, PRIMED, AND FINISHED WITH INDUSTRIAL ENAMEL.

AIR REQUIREMENTS FOR COMPRESSED AIR HEADER ARE (16) CFM @ (80-100) PSI.

SPECIFICATIONS AND/OR DIMENSIONAL DATA ARE SUBJECT TO CHANGE. CONSULT DCL FOR CERTIFIED DRAWINGS.

*ESTIMATED WEIGHTS DO NOT INCLUDE EXHAUST FAN.



REV	DATE	BY	DCL SPECIALISTS IN ADVANCED DESIGN LOADING SYSTEMS		P.O. BOX 125 CHARLEVOIX, MICHIGAN 49720 (231) 547-5800
			TOLERANCES UNLESS OTHERWISE SPECIFIED FRACTIONAL: 1/16" DECIMAL: .06 ANGULAR 1/2		DRAWN BY: JNM SCALE: NONE CHECKED BY: ENG DATE: 04-08-02
A	07-22-02	JNM	TITLE VMV VENTILATION MODULE		DRAWING No: VMV-10001